

BRISBANE

8 Booran Drive
 Woodridge Qld 4114

T: (07) 3299 4555

F: (07) 3299 4566

E: sales@aerofast.com.au

GOLD COAST

1/13 John Duncan Court
 Varsity Lakes Qld 4227

T: (07) 5593 4550

F: (07) 5593 4549

E: coastsales@aerofast.com.au

SUNSHINE COAST

2/34 Premier Circuit
 Warana Qld 4575

T: (07) 5437 7737

F: (07) 5437 7886

E: suncoastsales@aerofast.com.au

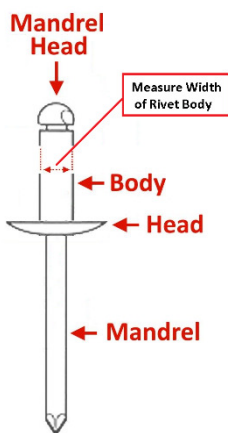
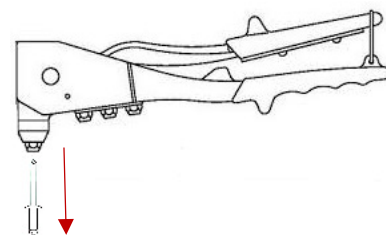
FREQUENTLY ASKED QUESTIONS

Why does my HR200 Riveter keep jamming and won't release the rivet stem?

Jamming of the riveter means that the wrong size nose piece has been used. To know if the correct nose piece is being used, the rivet should be loose inside the nose piece and fall out of the tool when it is held downwards.

The jaws are designed to push against the nose piece and open to that nose piece size. If the incorrect sized nose piece is used, the jaws are unable to open enough to release the rivet stem.

If the rivet gun is holding onto the rivet, it is the wrong size nose piece for the rivet being used. Replace the nose piece with the correct size nose piece.



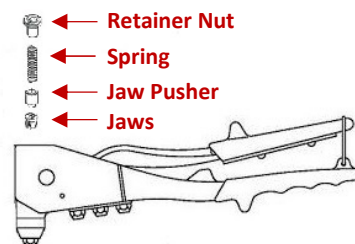
To determine the correct nose piece, measure the width of the rivet body. Once rivet size is determined use the corresponding nose piece (2.4mm, 3.2mm or 4mm) which is stamped on the side of the nose piece.



I have the right sized nose piece but why won't the tool release the rivet?

Ensure that the tool is clean and free of debris.

To clean the tool, carefully remove the retainer nut from the back of the riveter as the spring may pop out, and slowly take out the spring, jaw pusher and the set of jaws. Ensure all parts are free of debris and insert all parts back into the riveter and tighten retainer nut.



A youtube video is available online showing how to disassemble and reassemble the HR200 at <https://www.youtube.com/watch?v=nKemzt88m1o>

Does the Riveter have a warranty period?

All Lobster tools maintain a 1 year warranty from the date of purchase subject to the tool been used correctly in accordance with the tool instructions and application. Proof of purchase must be kept.

Are the jaws or other riveter parts covered by a warranty?

All Lobster riveter parts are classed as consumable spare parts and therefore not covered by a warranty.